

SYSTEME
SYSTEMS
SYSTÈME



SYSTEMS



Selber planen – kinderleicht und individuell

Mit der Vision Line sind Sie bestens ausgestattet:

- einfach in der Montage
- vielseitig in der Gestaltung
- erweiterbar auch zu einem späteren Zeitpunkt
- attraktive Hängeleuchten und Halogen-Spots
- hochleistungsfähiges System (2.000 Watt) - ohne Trafo!
- komfortables 1,5 Meter langes Anschlusskabel

Planning yourself – easy and individually!

Vision Line gives you all the tools you need:

- easy to install
- versatile design
- expandable at a later date
- attractive pendant lamps and halogen spotlights
- high-performance system (2,000 watts) – without a transformer
- convenient 1.5-metre cable

Planifier vous-même – simple et personnalisé

Avec Vision Line, vous êtes équipés au mieux:

- simple à installer
- structure multiple
- extensible à une date ultérieure
- lampes suspendues et spots halogènes attrayants
- système très performant (2 000 Watt) - sans transformateur!
- confort du câble de raccordement d'1,5 mètres

Information ist Vorsprung!
Noch mehr Informationen zu unserer VISION LINE erhalten Sie in unserem Konsumentenfolder.

Information is power!
For more information to our VISION LINE please have a look at our consumer folder.

L'information est un plus!
Vous trouverez encore plus d'informations sur notre VISION LINE dans notre espace consommateur.



Was Sie sonst noch über die VISION LINE wissen sollten: What else you can learn from our VISION LINE products: Ce qu'il y a encore à savoir sur VISION LINE:

1, 2, 3 – es werde Licht!

Mit 1 Stromeinspeisung, 1 Schiene und 1 Leuchte ist der erste Schritt zur individuellen Lichtplanung bereits gemacht. Natürlich kann diese Erstausrüstung jederzeit nach Bedarf erweitert werden. Weitere Stromschienen können angefügt und mit attraktiven Spots und Hängeleuchten bestückt werden. Eine einzelne Stromeinspeisung versorgt bis zu 15 Meter Schiene und bietet maximal 2.000 Watt Leistung. Oder Sie greifen einfach zu praktischen Setlösungen, die jeweils bereits 2 Schienen, 4 Spots, 1 Einspeisung und 1 Schienenverbinder beinhalten (S. 576).

Bitte achten Sie bei der Planung darauf, dass die mit „A“ bezeichneten Teile auf ein „A“ und die „B“s auf ein „B“ passen (siehe Montagebeispiel rechts.)

1, 2, 3 - let there be light!

1 feed unit + 1 rail + 1 lamp - and you've made the first step towards individual lighting design. Of course, you can extend this basic equipment at any time as needed. Simply add additional power rails and attach attractive spotlights and pendant lamps. A single feed unit can power up to 15 metres of rail, providing up to 2,000 watts. Or help yourself with the practical sets that feature all parts needed for mounting: 2 rails + 4 spotlights + 1 feed unit + 1 rail connector (S. 576).

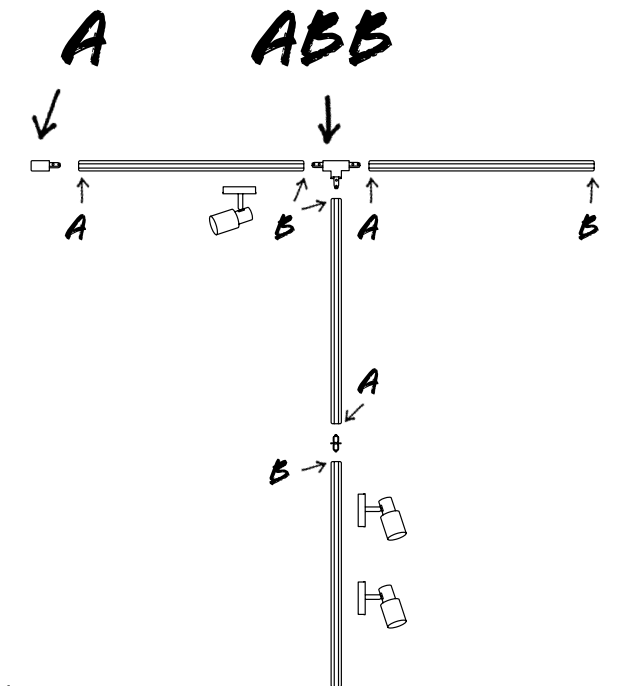
Make sure that parts labelled „A“ attach to an „A“ and „B“ parts to a „B“. Select from the available connectors to create your own individual lighting design (see installation example on the right).

1, 2, 3, et la lumière fut !

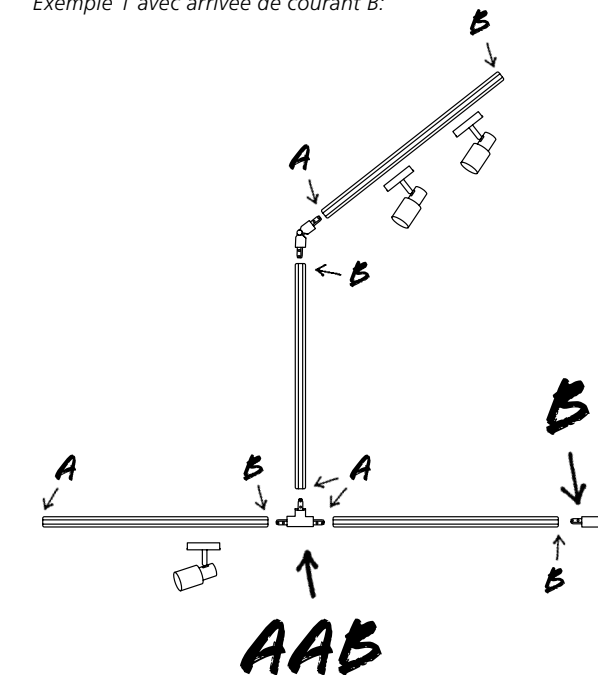
Avec 1 arrivée de courant, 1 barre et 1 ampoule, vous avez franchi la première étape vers la planification personnalisée de lampe. Bien sûr, cet équipement initial peut être à tout moment étendu selon le besoin. Il est possible d'ajouter des barres conductrices et d'agrémenter le tout avec des spots et des lampes suspendues attrayants. 1 arrivée de courant alimente à elle seule jusqu'à 15 mètres de barre et fournit jusqu'à une puissance de 2 000 Watt. Ou bien vous optez simplement pour un kit pratique, qui contient déjà 2 barres, 4 spots, 1 alimentation et 1 connecteur de barres (voir S. 576).

Lors de la planification, veillez à ce que les pièces marquées d'un «A» soient reliées à un «A» et les «B» à un «B» (voir exemple de montage à droite.)

Beispiel 1 mit Stromeinspeisung A:
Example 1 with feed unit A:
Exemple 1 avec arrivée de courant A:



Beispiel 1 mit Stromeinspeisung B:
Example 1 with feed unit B:
Exemple 1 avec arrivée de courant B:



01 90064 - VISION LINE

Hochvoltschiene; Stahl, nickel-matt
high voltage track; steel, nickel matt
rail de haute voltage; acier, nickel mat

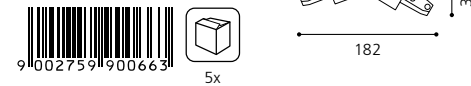
L 1005, B 37, H 18



02 90066 - VISION LINE

Kurve 180°; Kunststoff, silber
curve 180°; plastic, silver
courbe 180°; plastique, argent

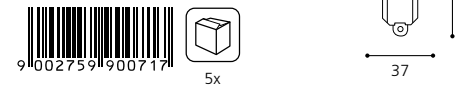
L 182, B 37, H 18



03 90071 - VISION LINE

Schienenverbinder; Kunststoff, silber
track connector; plastic, silver
rail connexion; plastique, argent

L 63, B 37, H 18



04 90213 - VISION LINE

Adapter für Hängeleuchten; Kunststoff, silber
adapter for pendant lamps; plastic, silver
adapteur pour chandeliers; plastique, argent

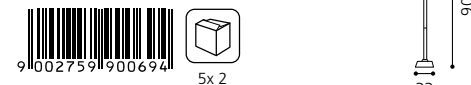
L 80, B 20, H 55



05 90069 - VISION LINE

Aufhängung; Stahl, nickel-matt (2er Set)
suspension; steel, nickel matt (set of 2)
suspension; acier, nickel mat (lot de 2)

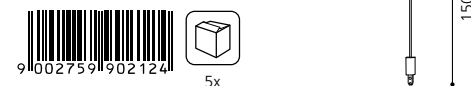
L 33, B 33, H 90 - 250



06 90212 - VISION LINE

Einspeisung; Stahl, nickel-matt
feed-line; steel, nickel matt
alimentation; acier, nickel mat


L 1500



07 91726 - VISION LINE

Mitteinspeisung; Kunststoff, silber
middle-power feed; plastic, silver
alimentation moyenne tension; plastique, argent

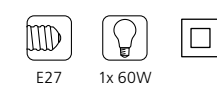
L 210, B 37, H 25



08 91802 - VISION LINE

Hängeleuchte; Stahl, nickel-matt / Glas satiniert, lackiert
pendant lamp; steel, nickel matt / satinated glass, coated glass
lampe suspension; acier, nickel mat / verre satiné, laqué

H 2200, Ø 105

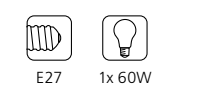


GL-907

09 90209 - VISION LINE

Hängeleuchte; Stahl, nickel-matt, chrom / Glas opal, klar
pendant lamp; steel, nickel matt, chrome / opal, clear glass
lampe suspension; acier, nickel mat, chrome / verre opale, clair

H 1500, Ø 110



GL2260, GL2261, ET0900

10 89805 - VISION LINE

Spot; Stahl, nickel-matt / Glas irisierend
spot; steel, nickel matt / iridescent glass
spot; acier, nickel mat / verre irisé

L 125



GL2450, ET0754

inklusive Leuchtmittel | bulbs included | ampoules comprises


11 89804 - VISION LINE


siehe Seite 576
see page 576
voir page 576

12 89806 - VISION LINE

siehe Seite 576
see page 576
voir page 576

Die Abhängung kann in verschiedenen Längen verwendet werden.
The suspension can be used in different sizes.
La suspension peut être utilisée en différentes longueurs.

4x 57 mm 

2x 100 mm 

05

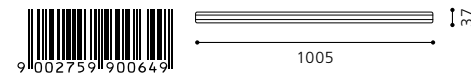


VISION LINE

01 90064 - VISION LINE

Hochvoltschiene; Stahl, nickel-matt
high voltage track; steel, nickel matt
rail de haute voltage; acier, nickel mat

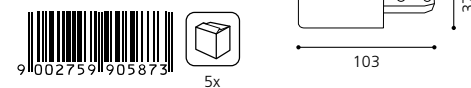
L 1005, B 37, H 18



02 90587 - VISION LINE

Einspeisung A; Kunststoff, silber
feed-line A; plastic, silver
alimentation A; plastique, argent

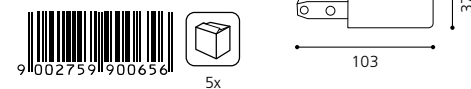
L 103, B 37, H 18



03 90065 - VISION LINE

Einspeisung B; Kunststoff, silber
feed-line B; plastic, silver
alimentation B; plastique, argent

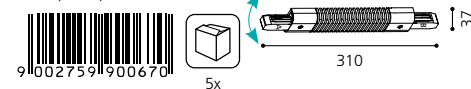
L 103, B 37, H 18



04 90067 - VISION LINE

Kurve flexibel 360°; Kunststoff, silber
curve flexible 360°; plastic, silver
courbe flexible 360°; plastique, argent

L 310, B 37, H 18



05 90071 - VISION LINE

Schiennenverbinder; Kunststoff, silber
track connector; plastic, silver
rail connexion; plastique, argent

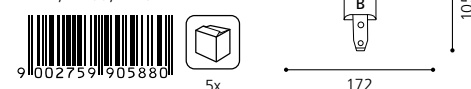
L 63, B 37, H 18



06 90588 - VISION LINE

T-Verbinder BBA; Kunststoff, silber
T-connector BBA; plastic, silver
T-connexion BBA; plastique, argent

L 172, B 105, H 18



07 90068 - VISION LINE

T-Verbinder AAB; Kunststoff, silber
T-connector AAB; plastic, silver
T-connexion AAB; plastique, argent

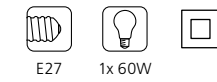

L 172, B 105, H 18



08 91801 - VISION LINE

Hängeleuchte; Stahl, nickel-matt
pendant lamp; steel, nickel matt
lampe suspension; acier, nickel mat

H 2200, Ø 160



09 90211 - VISION LINE

Hängeleuchte; Stahl, nickel-matt /
Glas Wischtechnik, weiß
pendant lamp; steel, nickel matt /
wipe technique glass, white
lampe suspension; acier, nickel mat /
verre technique à l'essuyé, blanc

H 1500, Ø 120



GL1954

10 90124 - VISION LINE

Spot; Stahl, nickel-matt / Alu gebürstet
spot; steel, nickel matt / aluminium brushed
spot; acier, nickel mat / aluminium brosse

L 150



inklusive Leuchtmittel | bulbs included | ampoules comprises

11 90123 - VISION LINE

siehe Seite 576
see page 576
voir page 576

12 89808 - VISION LINE

siehe Seite 576
see page 576
voir page 576

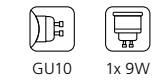
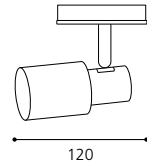


VISION LINE

01 89806 - VISION LINE

Spot; Stahl, nickel-matt / Alu gebürstet
spot; steel, nickel matt / aluminium brushed
spot; acier, nickel mat / aluminium brosse

L 120



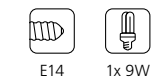
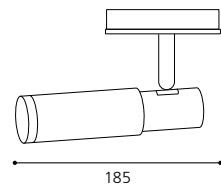
1x 9W

inklusive Leuchtmittel | bulbs included | ampoules comprises

02 89804 - VISION LINE

Spot; Stahl, nickel-matt / Glas satiniert, klar
spot; steel, nickel matt / satinated glass, clear
spot; acier, nickel mat / verre satiné, clair

L 185



1x 9W

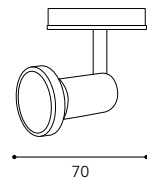
GL1810

inklusive Leuchtmittel | bulbs included | ampoules comprises

03 90123 - VISION LINE

Spot; Stahl, nickel matt
spot; steel, nickel matt
spot; acier, nickel mat

L 70



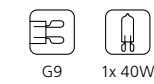
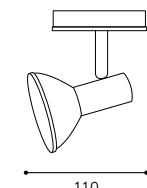
1x 50W

inklusive Leuchtmittel | bulbs included | ampoules comprises

04 89808 - VISION LINE

Spot; Stahl, nickel-matt / Alu
spot; steel, nickel matt / aluminium
spot; acier, nickel mat / aluminium

L 110



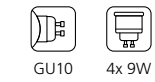
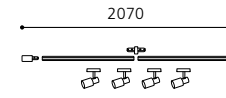
1x 40W

inklusive Leuchtmittel | bulbs included | ampoules comprises

05 90406 - VISION LINE

Set; Stahl, nickel-matt / Alu gebürstet
set; steel, nickel matt / aluminium brushed
set; acier, nickel mat / aluminium brosse

L 2070, B 55



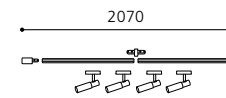
4x 9W

inklusive Leuchtmittel | bulbs included | ampoules comprises

06 90407 - VISION LINE

Set; Stahl, nickel-matt / Glas satiniert, klar
set; steel, nickel matt / satinated glass, clear
set; acier, nickel mat / verre satiné, clair

L 2070, B 45



4x 9W

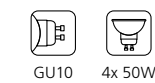
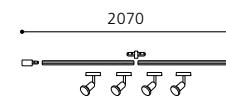
GL1810

inklusive Leuchtmittel | bulbs included | ampoules comprises

07 90408 - VISION LINE

Set; Stahl, nickel-matt
set; steel, nickel matt
set; acier, nickel mat

L 2070, B 55



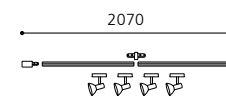
4x 50W

inklusive Leuchtmittel | bulbs included | ampoules comprises

08 90409 - VISION LINE


Set; Stahl, nickel-matt / Alu
set; steel, nickel matt / aluminium
set; acier, nickel mat / aluminium

L 2070, B 100



4x 40W

inklusive Leuchtmittel | bulbs included | ampoules comprises

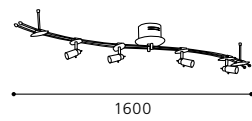


DRIVE

01 87606 - DRIVE

Deckenleuchte; Stahl, nickel-matt / Glas satiniert
ceiling lamp; steel, nickel matt / satinated glass
plafonnier; acier, nickel mat / verre satiné

L 1600



GY6,35 4x 35W

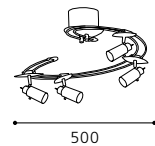
GL1085, ET0321, ET0317

inklusive Leuchtmittel | bulbs included | ampoules comprises

02 87605 - DRIVE

Deckenleuchte; Stahl, nickel-matt / Glas satiniert
ceiling lamp; steel, nickel matt / satinated glass
plafonnier; acier, nickel mat / verre satiné

Ø 500



GY6,35 4x 35W

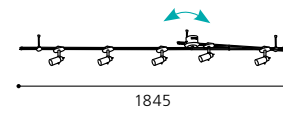
GL1085, ET0321

inklusive Leuchtmittel | bulbs included | ampoules comprises

03 87607 - DRIVE

Deckenleuchte; Stahl, nickel-matt / Glas satiniert
ceiling lamp; steel, nickel matt / satinated glass
plafonnier; acier, nickel mat / verre satiné

L 1845



GY6,35 5x 35W

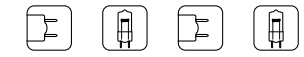
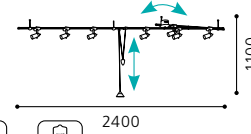
GL1085, ET0321, ET0317, ET0313,

inklusive Leuchtmittel | bulbs included | ampoules comprises

04 87608 - DRIVE

Deckenleuchte; Stahl, nickel-matt / Glas satiniert, alabaster
ceiling lamp; steel, nickel matt / satinated glass, alabaster
plafonnier; acier, nickel mat / verre satiné, alabaster

L 2400, B 800, H 1100



GY6,35 7x 20W GY6,35 1x 35W

GL1085, GL-385, ET0321, ET0317, ET0313

inklusive Leuchtmittel | bulbs included | ampoules comprises



01 87606

02 87605



03 87607



04 87608

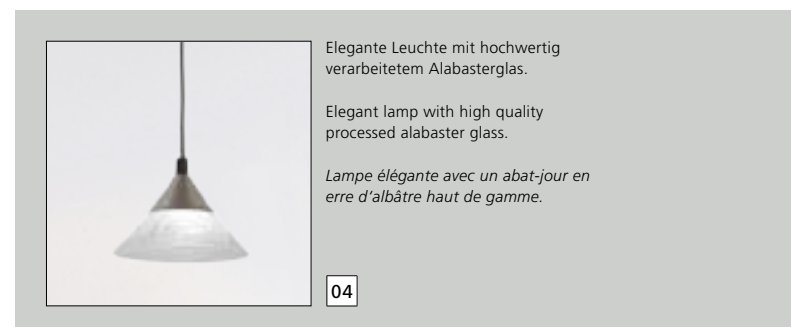
ET0321

ET0313

GL1085

ET0317

GL-385




Elegante Leuchte mit hochwertig
verarbeitetem Alabasterglas.

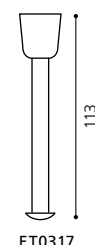
Elegant lamp with high quality
processed alabaster glass.

Lampe élégante avec un abat-jour en
erre d'albâtre haut de gamme.

04



ET0321



ET0317



ET0313